



Quantum® Hardcoated Polycarbonate
VStream® Windscreen for:
Kawasaki® KLE1000 Versys



N20136, Low, Dark Tint
N20137, Mid, Light Tint



VStream® Windscreen Patent No. 7,387,328

Thank you for purchasing a National Cycle product. Read these instructions carefully and thoroughly before beginning work. Dealers, if installing this windshield for a customer, please give them this manual upon completion. It contains information needed to properly maintain and use this product.



WARNING:

Special notes and cautionary measures which can prevent damage to the accessory or motorcycle.



NOTE:

Tips for facilitation of operation, control and adjustment, as well as maintenance work.

CONTENTS OF KIT

ITEM	DESCRIPTION	QTY.
(1)	VStream Windscreen	1

TOOLS REQUIRED

5mm Allen Wrench

ALL OEM FASTENERS

WILL BE REUSED.




Figure 1

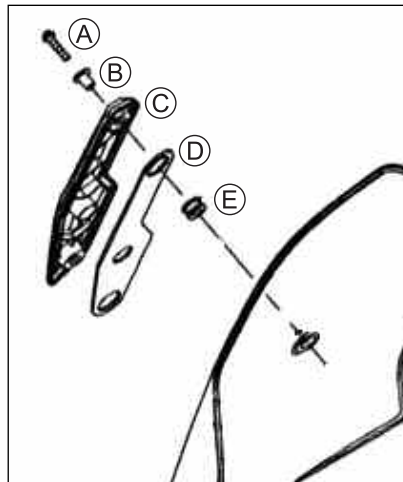


Figure 2

PREPARATION

Position motorcycle securely on its stand. Remove the OEM front covers (A, B, C, D) and windscreen.

(5mm Allen Wrench) Figure 1

Remove the four grommets (E) from the OEM windscreen. All OEM hardware (A - E) will be reused.

Figure 2




Figure 3

INSTALLATION

Install the four OEM grommets (E) to the VStream Windscreen. Install the Windscreen to the motorcycle using the OEM covers and fasteners (A - D).

Tighten the four screws firmly, but do not overtighten.

(5mm Allen Wrench) Figure 3



CLEANING AND MAINTENANCE

To clean the screen, wash with a clean soft cloth and plenty of warm water and, if necessary, a non-abrasive soap such as dishwashing liquid. Flannel or soft chamois make good cleaning cloths. Paint, glue residue or grease removal: Moisten cotton wad with naphtha or turpentine followed by a wash as above.

National Cycle **Shield Wash™** (N1401-01) makes a good daily cleaner and comes with a handy travel-size bottle. Shield Wash is safe for all windshields and helmet visors

Do not clean polycarbonate in hot sun or high temperatures. Do not clean the screen with household glass cleaners. Do not allow brake fluid, alcohol, or strong solvents to contact the screen.

RAIN REPELLENT

Do not use rain protective products made for glass. We recommend National Cycle's **RainZip®** (N1410-01) to keep your windshield clear in rainy weather.



Register Your Windshield Online at www.nationalcycle.com

National Cycle 3-Year Limited Warranty

National Cycle hereby warrants to the original registered owner of a National Cycle polycarbonate windshield for a period of three years from the date of purchase against breakage. This limited warranty is expressly limited to the replacement of the polycarbonate windshield. This limited warranty does not include scratches, coating failure, cosmetic wear and tear, replacement of hardware, or any consequential damages or expenses including labor cost of installation, removal and/or replacement, inconvenience, inbound freight expenses or damage to any other component of the motorcycle or any other accessories. Certain chemicals, generally known as acidic hydrocarbons, are known to cause polycarbonate damage and will not be covered under this limited warranty. Please refer to the cleaning instructions supplied with all National Cycle windshields.

Visit www.nationalcycle.com for further details, or call or write National Cycle

⚠ WARNING

Never ride your motorcycle with loose accessory mounting hardware. Check the hardware for tightness regularly.

Today's motorcycles are built with enough frame rigidity to withstand the moderate loads imposed on them by the foreseeable addition of an accessory(ies). If an accessory(ies) adversely affects your motorcycle's stability, immediately remove the accessory(ies). Do not ride a motorcycle that exhibits unsafe handling traits.

Have experienced service personnel correct any problem before riding with the accessory(ies) installed. For further questions concerning handling problems associated with an accessory(ies), contact your dealer, motorcycle manufacturer, or accessory manufacturer.

Sunlight reflected off the inside curvature of the windshield can, at certain times of day, cause extreme heat buildup on the motorcycles instruments and possibly even melt them. Exercise care in parking to avoid this. Park your motorcycle facing the sun or place an opaque object over this area.