



Lexan® Hardcoated Polycarbonate
 VStream® Windscreen
 Z2476, Z2477 and Z2478
 for F800GT

BY NATIONAL CYCLE

Thank you for purchasing a ZTechnik product. Read these instructions carefully and thoroughly before beginning work. Dealers, if installing this windscreen for a customer, please give them this manual. It contains information needed to properly maintain and use this product.



Attention:

Special notes and cautionary measures which can prevent damage to the accessory or motorcycle.



Note:

Tips for facilitation of operation, control and adjustment, as well as maintenance work.

CONTENTS OF KIT

Item	Description	Part No.	Qty.	Notes
1	VStream® Windscreen		1	
Bag #1104 Refer to Figure 1				
2	Screw, M5 x 16 Stainless	51-514118-000	2	3mm Hex Wrench
3	Screw, M6 x 50 Stainless	51-514250-000	3	4mm Hex Wrench
4	Spacer, Delrin	44-443541-000	2	
5	Grommet	44-447350-000	3	
6	Cap, Aluminum, Black	34-346047-000	3	
7	Bushing, Black	49-495262-000	3	

PART IDENTIFICATION




Figure 1

TOOLS

- T-25 Torx
- 4mm Hex Wrench
- 3mm Hex Wrench



VStream® windscreen patent no. 7,387,328

ZTechnik PO Box 158 Maywood, IL 60153-0158 USA

708-343-0400 / Fax: 708-343-0625 / www.ztechnik.com / e-mail: info@ztechnik.com




Figure 2

PREPARATION

1. Place motorcycle securely on its centerstand.
2. Remove the stock windscreen.

A. Remove the 3 stock M6 x 30mm Fillister Head Screws from the front of screen. These parts will not be re-used **(T25 Torx) Figure 2 and Diagram a**

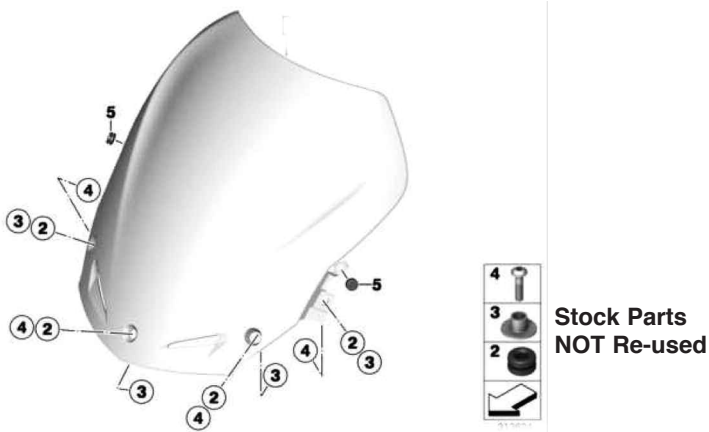


Diagram a




Figure 3

B. Remove the stock Screw (b) and the stock Screws and Washers (c) holding Internal Cover. Retain hardware, it will be re-used. **(T25Torx) Figure 3**




Figure 4

C. Remove Internal Cover. **Figure 4**




Figure 5



Remove Stock Shield



Retain Stock Grommets. Parts will be Re-used



Stock Parts NOT Re-used

PREPARATION continued

D. Remove the stock M6 x 30mm Fillister Head Screw from side of screen. Hardware will not be re-used. **(T25 Torx) Figure 5**

E. Repeat procedure on left side of motorcycle.

F. Remove stock Windscreen. **Figure 5**

G. Remove stock Grommets from Windscreen. Grommets will be re-used. **Figure 5**




Figure 6

INSTALLATION

Install VStream Windscreen

1. Install the Grommets (5) into the front of the VStream Windscreen. **Figure 6**

2. Place one Bushing (7) into each front hole on the inside of windscreen. **Figure 7**




Figure 7



3. Place VStream Windscreen on motorcycle. Install Windscreen at the front three holes using Screws (3) and Caps (6) **(4mm Hex Wrench) Figure 8**

4. Tighten Screws (3) firmly.





Figure 8



INSTALLATION continued

Install VStream Windscreen

5. Insert Stock Grommet into Windscreen.
Figure 9

6. Install Windscreen at the side using a Screw (2) and Spacer (4). **(3mm Hex Wrench)**
Figure 9

7. Repeat procedure on right side of motorcycle.

8. Tighten Screws (2) firmly.

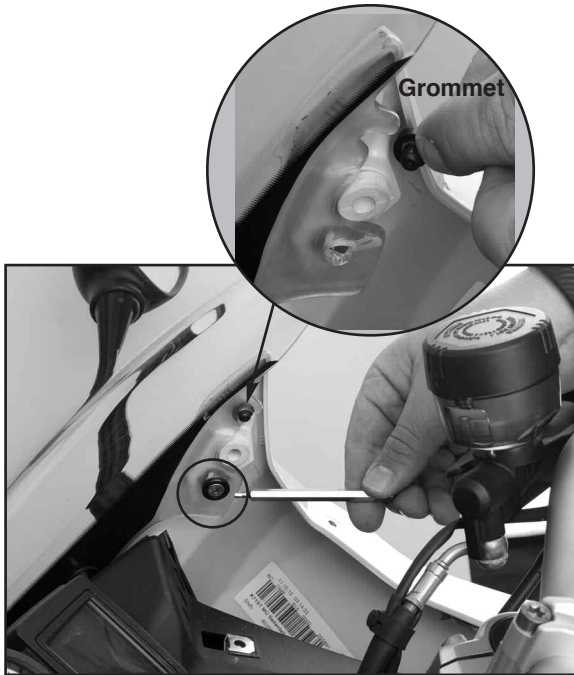


Figure 9

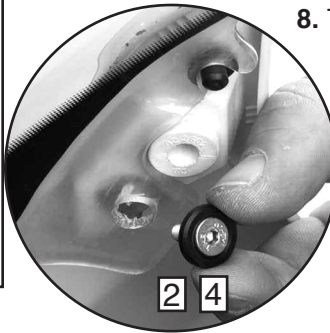



Figure 10



9. Re-install Internal Cover using stock hardware. **(T25 Torx)** **Figure 10 and 11**

10. Tighten Stock Screws firmly.




Figure 11



Ask for Shield Wash™ and RainZip® at your local dealer or visit www.ztechnik.com.

CLEANING AND MAINTENANCE

To clean the screen, wash with a clean soft cloth, plenty of warm water and if necessary, a non-abrasive soap such as dishwashing liquid. Flannel or soft chamois make good cleaning cloths. **Paint, glue residue or grease removal:** Moisten cotton with naphtha or turpentine followed by a wash as above. National Cycle **Shield Wash™** (N1401) makes a good daily cleaner and comes with a handy travel size bottle. Shield Wash is safe for all windshields and helmet visors.

Do not clean polycarbonate in hot sun or high temperatures. Do not clean the screen with glass cleaners.

Do not allow brake fluid, alcohol, or strong solvents to contact the screen.

RAIN REPELLENT

Do not use rain protective products made for automotive glass. We recommend National Cycle's **RainZip®** (N1410) to keep your windshield clear in rainy weather.



Register your windshield online at www.ZTechnik.com

ZTechnik 3-Year Limited Warranty

ZTechnik hereby warrants to the original registered owner of a ZTechnik polycarbonate windshield for a period of three years from the date of purchase against breakage. This limited warranty is expressly limited to the replacement of the polycarbonate windshield. This limited warranty does not include scratches, coating failure, cosmetic wear and tear, replacement of hardware, or any consequential damages or expenses including labor cost of installation, removal and/or replacement, inconvenience, inbound freight expenses or damage to any other component of the motorcycle or any other accessories. Certain chemicals, generally known as acidic hydrocarbons, are known to cause polycarbonate damage and will not be covered under this limited warranty. Please refer to the cleaning instructions supplied with all ZTechnik windshields.

Visit www.ztechnik.com for further details, or call or write ZTechnik / PO Box 158 / Maywood, IL 60153 / 708-3430400

⚠ WARNING

Never ride your motorcycle with loose accessory mounting hardware. Check the hardware for tightness regularly.

Today's motorcycles are built with enough frame rigidity to withstand the moderate loads imposed on them by the foreseeable addition of an accessory(ies). If an accessory(ies) adversely affects your motorcycle's stability, immediately remove the accessory(ies). Do not ride a motorcycle that exhibits unsafe handling traits.

Have experienced service personnel correct any problem before riding with the accessory(ies) installed. For further questions concerning handling problems associated with an accessory(ies), contact your dealer, motorcycle manufacturer, or accessory manufacturer.

Sunlight reflected off the inside curvature of the windshield can, at certain times of day, cause extreme heat buildup on the motorcycle's instruments and possibly even melt them. Exercise care in parking to avoid this. Park your motorcycle facing the sun or place an opaque object over this area.

VStream® windshield patent no. 7,387,328

ZTechnik PO Box 158 Maywood, IL 60153-0158 USA

708-343-0400 / Fax: 708-343-0625 / www.ztechnik.com / e-mail: info@ztechnik.com