

Thank you for purchasing a National Cycle Accessory. Before beginning installation please look over this guide and be sure one possess the skills and workshop tools to properly complete the installation. Otherwise a motorcycle dealer would be glad to complete the installation.

Dealers: If installing the windshield for a customer please give them this manual. It contains information needed to properly maintain and use this product.

Attention:



Special notes and cautionary measures which can prevent damage to the accessory or motorcycle.

Note:




Tips for facilitation of operation, control and adjustment, as well as maintenance work.

CONTENTS OF KIT


INDEX	DESCRIPTION	QTY.
1	Hardcoated Polycarbonate VStream Windscreen	1
2	34-351060 Bracket	1

BAG#1088

3	44-447304-000 Grommet	4
4	34-346037-000 Cap	4
5	42-433032-000 Nut, M8 x 1.25	4
6	51-514212-000 Screw, M6	4
7	51-516423-000 Screw, M8	4
8	75-762012-000 Washer, Rubber	4



5 mm Hex
13mm Box Wrench
4 mm Hex



PREPARATION and REMOVAL OF PARTS

1. Position the motorcycle securely on its stand.
2. Remove the stock windshield. Hardware will not be re-used.
3. Install one Washer (8) over each hole on the back side of bracket. **Figure 1**
4. Install one Grommet (3) into each hole in windscreen. **Figure 2**

Figure 1


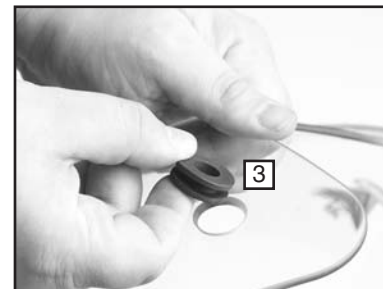


Figure 2



INSTALLATION

Install Bracket

1. Place Bracket (2) in position over Frame. Attach Bracket at four points using a M8 Screw (7) and M8 Nut (5). **(5mm Hex and 13mm Box Wrench) Figure 3**
2. **Firmly Tighten the 4 Screws. (5mm Hex and 13mm Box Wrench) Figure 3**




Figure 3

Install VStream® Windscreen

3. Install Windscreen to Mount Bracket. **Figure 4**
 - Cap, Aluminum (4)
 - Screw, M6 (6) **(4mm Hex Key)**
4. Tighten Screws until firm. **DO NOT OVER TIGHTEN**




Figure 4

MAINTENANCE

To clean the screen, wash with a clean soft cloth, plenty of warm water and if necessary, a non-abrasive soap such as dishwashing liquid. Flannel or soft chamois make good cleaning cloths. **Paint, glue residue or grease removal:** Moisten cotton with Naphtha or Turpentine followed by a wash as above. National Cycle Shield Wash™ makes a good daily cleaner and comes with a handy travel size bottle. N1401-01 Shield Wash is safe for all windshields and helmet visors.

Do not clean polycarbonate in hot sun or high temperatures. Do not clean the screen with glass cleaners.

Do not allow brake fluid, alcohol, or strong solvents to contact the screen.

RAIN REPELLENT

Do not use rain protective products made for glass. We recommend National Cycle's brand Rain Zip® which is safe for all windshields and face shields. (Part No. N1410-01).



⚠ WARNING

Never ride your motorcycle with loose accessory mounting hardware. Check the hardware for tightness regularly.

Today's motorcycles are built with enough frame rigidity to withstand the moderate loads imposed on them by the foreseeable addition of an accessory(ies). If an accessory(ies) adversely affects your motorcycle's stability, immediately remove the accessory(ies). Do not ride a motorcycle that exhibits unsafe handling traits.

Have experienced service personnel correct any problem before riding with the accessory(ies) installed. For further questions concerning handling problems associated with an accessory(ies), contact your dealer, motorcycle manufacturer, or accessory manufacturer.

Sunlight reflected off the inside curvature of the windscreen can, at certain times of day, cause extreme heat buildup on the motorcycle's instruments and possibly even melt them. Exercise care in parking to avoid this. Park your motorcycle facing the sun or place an opaque object over this area.



National Cycle 3-Year Limited Warranty

Register your windshield on Line at: www.nationalcycle.com/register.html

or contact Customer Service at National Cycle, Inc. / PO Box 158 / Maywood, IL 60153 / USA 708/343/0400

National Cycle hereby warrants to the original registered owner of a National Cycle polycarbonate windshield for a period of three years from the date of purchase against breakage. This limited warranty is expressly limited to the replacement of the polycarbonate windscreen. This limited warranty does not include scratches, coating failure, cosmetic wear and tear, replacement of hardware, or any consequential damages or expenses including labor cost of installation, removal and/or replacement, inconvenience, inbound freight expenses or damage to any other component of the motorcycle or any other accessories. Certain chemicals, generally known as acidic hydrocarbons, are known to cause polycarbonate damage and will not be covered under this limited warranty. Please refer to the cleaning instructions supplied with all National Cycle windshields.

VStream® Wind protection products are covered by patent 7,387,328.

VStream® and National Cycle® are registered trademarks of National Cycle, Inc.