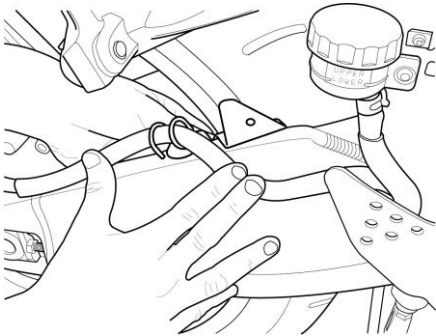


Kawasaki ZX6 07-09 Hugger

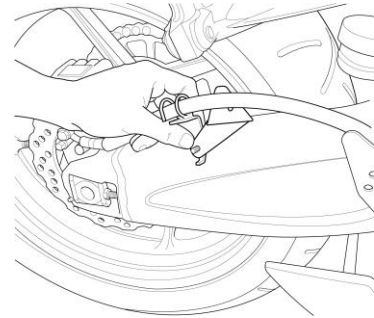
Fitting Instructions

1x GRP/Carbon Hugger
1x Mounting extension bracket
1x M5x12mm Button head Bolt
1x M5 Nyloc Nut
1x zip tie 530mm 1 x M5 plastic washer

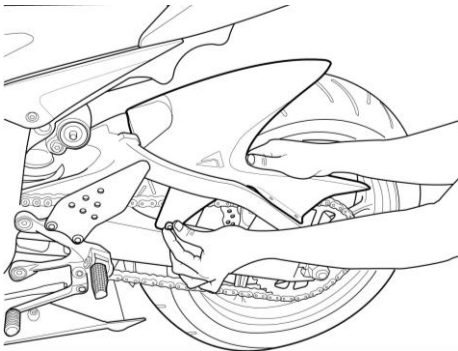
1. Firstly remove the existing chain guard and retain the bolts. Unbolt the brake line retaining clip and position the mounting bracket as shown.



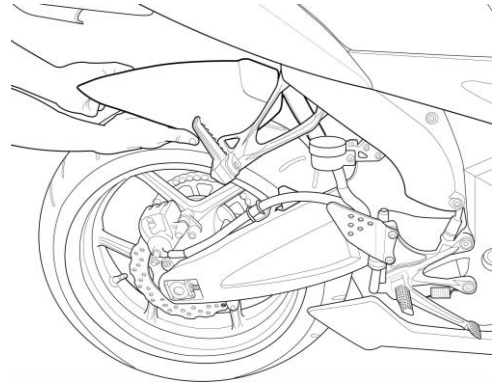
2. Using the original bolt, secure the mounting bracket between the brake line holder and the swinging arm.



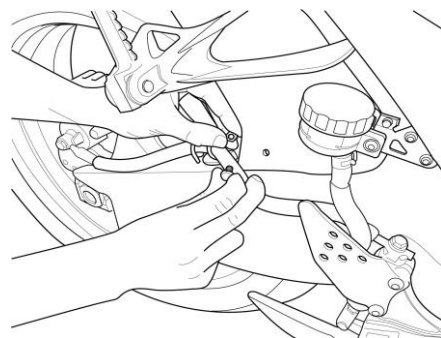
3. From the rear of the bike, slide the hugger over and around the wheel as shown.



4 Secure the hugger in place using the Three original fixing points and bolts removed in step 1.



5. Secure the hugger to the mounting bracket using the M5 nut and bolt provided.



6. Fix the lower protection arm away from the tyre using the zip tie provided.

Ensure to check that ALL bolts are securely fastened.