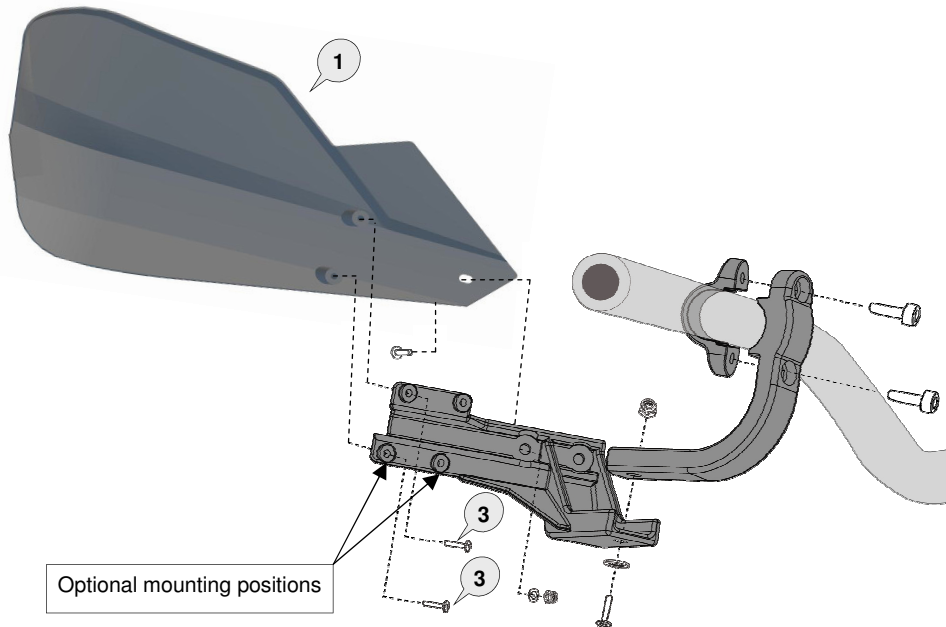


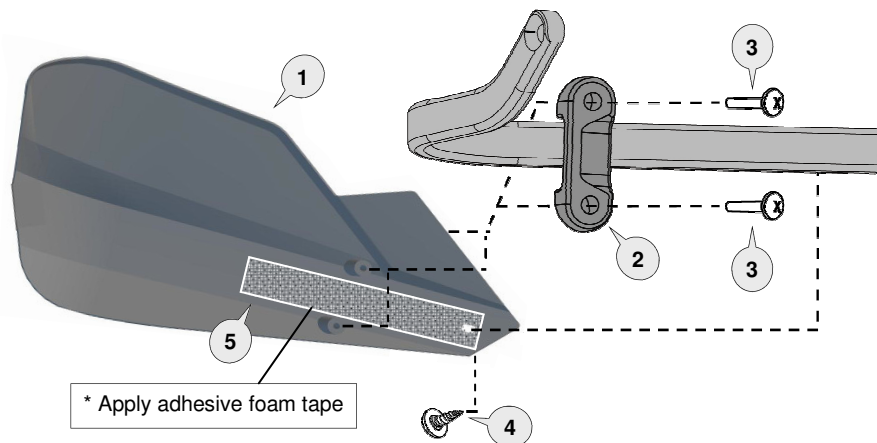
Barkbusters

FITTING INSTRUCTIONS for Carbon Fibre Handguard

Option for fitting with **Single Point Handlebar Mount** (sold separately)



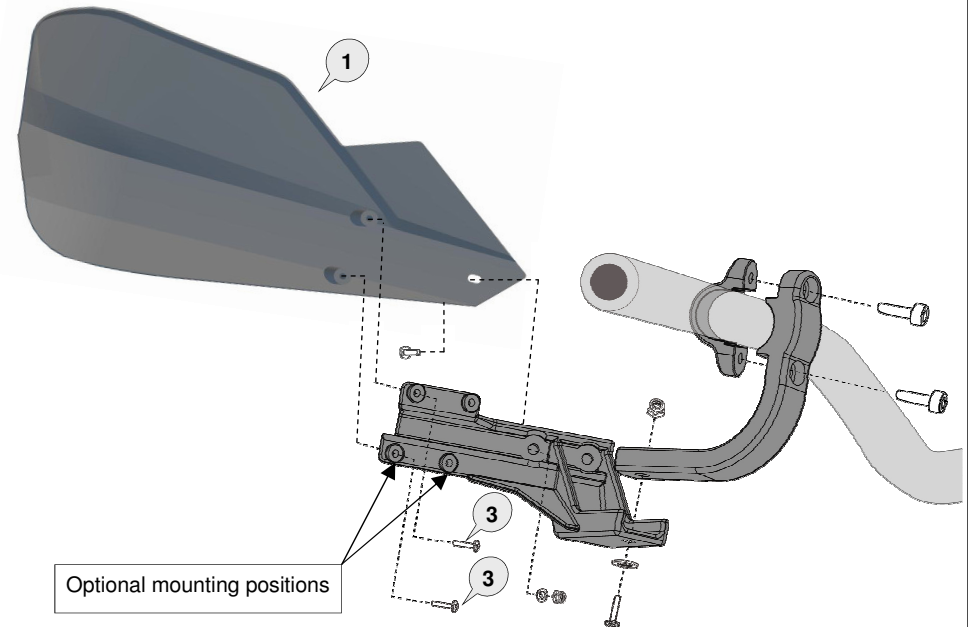
Option for fitting with Barkbusters **Aluminium Backbone** (sold separately)



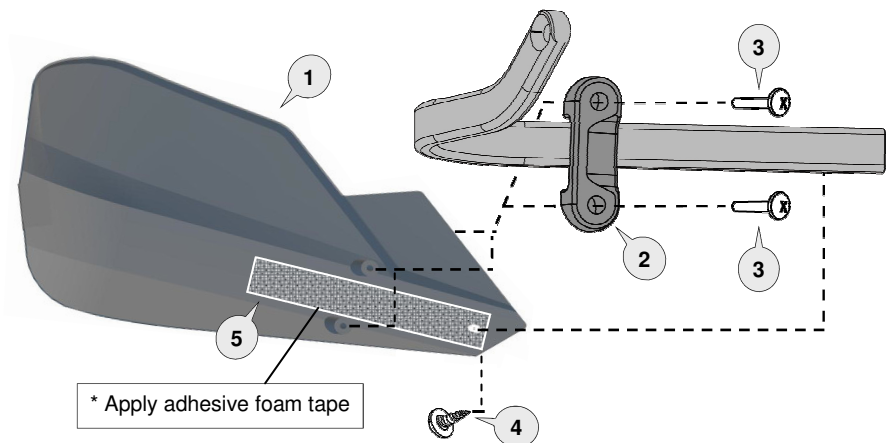
Barkbusters

FITTING INSTRUCTIONS for Carbon Fibre Handguard






Option for fitting with **Single Point Handlebar Mount** (sold separately)



Option for fitting with Barkbusters **Aluminium Backbone** (sold separately)



Barkbusters

1 Carbon Fibre Guard  PN: BCF Pcs. 2 (L/R)	2 Saddle  PN: Storm-Saddle Pcs. 2	3 Pan Head Screw  PN: M4x10PHZP Pcs. 4	4 Screw  PN: STSZ811MX11 Pcs. 2
5 Foam Tape  PN: FT1 Pcs. 2			

CAUTION:

Installation of the handguard is safety-relevant work and can be complicated. We recommend the installation be performed by a motorcycle service technician. Rideworx accepts no liability for damages caused by improper mounting. All screws, bolts and nuts, including all replacement hardware provided by Rideworx, should be tightened to the torque specified in the below table. After the first 50km of riding check all screws, bolts and nuts are tight. We recommend a medium strength liquid thread lock product on screw (3).

WARNING:

Check operation of all handlebar controls, specifically the throttle, front brake, kill switch and clutch to ensure they are operating correctly and are in accordance with the OEM specifications. Do not ride the motorcycle if any controls are not operating correctly. Check periodically that all bolts are tight.

Disclaimer:






Rideworx inspects all products prior to packaging and strives toward improving its products. Our guarantee is limited to the replacement of defective products. This limited guarantee is in lieu of all other guarantees or warranties implied or expressed. Buyer assumes all risk for any and all damage caused to him/herself, a third party and/or property by virtue of failure of this product. We make no warranty as to products distributed by Rideworx, expressed or implied from our suppliers or third party vendors. This includes, without limitation, any warranties or merchantability and fitness for a particular purpose. All products are offered and designed for use with standard machines. Rideworx makes no claims as to the products effectiveness on modified machines. Rideworx is the sole determiner of abuse, misuse, installation errors and modifications. We assume no liability for any errors in listings, specifications, part numbers, prices or model applications. We reserve the right to change specifications, product descriptions, product quality, pricing and application at any time without notice and without further obligation. These handguards are not designed to prevent injury in the event of an accident or crash. Ensure all controls are free of the handguards each time you ride. Failure to follow the instructions or heed this warning could lead to loss of control of your motorcycle and/or accident, injury or death. By installing and/or using a Rideworx product, you hereby accept and understand these stated terms and conditions and have followed all instructional steps.



Phone: +61 (0)2 4271 8244
 Email: info@barkbusters.net
 Web: www.barkbusters.net

INS-BCF-003-00

Barkbusters

1 Carbon Fibre Guard  PN: BCF Pcs. 2 (L/R)	2 Saddle  PN: Storm-Saddle Pcs. 2	3 Pan Head Screw  PN: M4x10PHZP Pcs. 4	4 Screw  PN: STSZ811MX11 Pcs. 2
5 Foam Tape  PN: FT1 Pcs. 2			

CAUTION:

Installation of the handguard is safety-relevant work and can be complicated. We recommend the installation be performed by a motorcycle service technician. Rideworx accepts no liability for damages caused by improper mounting. All screws, bolts and nuts, including all replacement hardware provided by Rideworx, should be tightened to the torque specified in the below table. After the first 50km of riding check all screws, bolts and nuts are tight. We recommend a medium strength liquid thread lock product on screw (3).

WARNING:

Check operation of all handlebar controls, specifically the throttle, front brake, kill switch and clutch to ensure they are operating correctly and are in accordance with the OEM specifications. Do not ride the motorcycle if any controls are not operating correctly. Check periodically that all bolts are tight.

Disclaimer:

Rideworx inspects all products prior to packaging and strives toward improving its products. Our guarantee is limited to the replacement of defective products. This limited guarantee is in lieu of all other guarantees or warranties implied or expressed. Buyer assumes all risk for any and all damage caused to him/herself, a third party and/or property by virtue of failure of this product. We make no warranty as to products distributed by Rideworx, expressed or implied from our suppliers or third party vendors. This includes, without limitation, any warranties or merchantability and fitness for a particular purpose. All products are offered and designed for use with standard machines. Rideworx makes no claims as to the products effectiveness on modified machines. Rideworx is the sole determiner of abuse, misuse, installation errors and modifications. We assume no liability for any errors in listings, specifications, part numbers, prices or model applications. We reserve the right to change specifications, product descriptions, product quality, pricing and application at any time without notice and without further obligation. These handguards are not designed to prevent injury in the event of an accident or crash. Ensure all controls are free of the handguards each time you ride. Failure to follow the instructions or heed this warning could lead to loss of control of your motorcycle and/or accident, injury or death. By installing and/or using a Rideworx product, you hereby accept and understand these stated terms and conditions and have followed all instructional steps.



Phone: +61 (0)2 4271 8244
 Email: info@barkbusters.net
 Web: www.barkbusters.net

INS-BCF-003-00